



Reception counters Emel



MARO Office Furniture

For 30 years, we have been making sure that office work is comfortable and ergonomic. Our furniture demonstrates our professionalism and love for what we do. We are passionate about creating exquisite and functional things and that translates into a quest for new solutions that turn concepts into products at a higher and higher level. Using innovative engineering solutions, we strive for ensuring that our products are top-notch. Our quality has been proved by ISO 9001 and Geprüfte Sicherheit certificates. This is possible thanks to our technology park, where world-class techniques come together under one roof. As a responsible producer, we wish to minimize our ecological footprint and expect the same from our suppliers.

Our Machinery Park guarantees top quality and precision. Thanks to the investments in new techniques and constant search for unconventional solutions, we thrive all the time. We are aware of how valuable the human factor is, therefore some elements of our furniture are hand-made. Gluing the carcasses of curved counters is a job where the human has an advantage over the machine. However, where surgical precision and repeatability in short time are necessary, we take advantage of the latest technique. Wood processing center drills, mills and processes the edges with utmost precision. The quality of our furniture is based on hundreds of trials and tests, thanks to which we are certain that we are second to none



Reception counters Emel

TRANSPORT

- Product delivered in boxes

- WARRANTY

- 5-year MARO warranty

CERTIFICATES



MELAMINE PANEL BOARD CERTIFICATES



Sustainable development

Find out more about our activity.



<https://maro.pl/en/company/sustainable-development>

Reception counters Emel

Emel is a collection of reception counters with exceptional finishes. It features straight and curved reception counters that enable to build multi-piece set-ups. The reception counters are covered with HPL laminate and are available in different finishes: plain front (with or without a base), front with a decorative profile (with or without a base) or front with LED ambient light.

Additionally, board or Satinato or Black Opti glass add-on counter tops are available. A wide range of accessories enables to create an ergonomic work station with esthetically managed cables.

Standalone curved reception counters

WORK TOP

- Chipboard coated on both sides with melamine resin with increased durability - 1st class.
- Chipboard with reduced formaldehyde emission, E1 standard.
- 25 mm thick top finished with 2 mm thick ABS plastic edge with 3 mm radius.
- Top affixed to front at the height of 740 mm.
- Elliptic ergonomic outlet as standard.




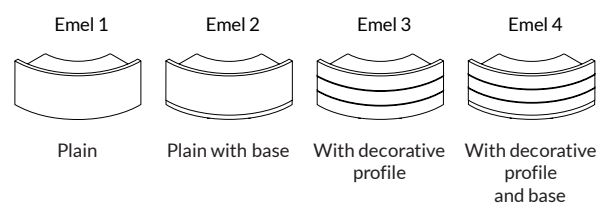
ADD-ON TOP

- All low Emel reception counters can be equipped with add-on tops (as an option with a surcharge) affixed on 70 mm high chromium-plated plinths Ø 60 mm in diameter.
- Add-on tops are available in two options: board and glass.
- 12 mm thick glass add-on tops are finished with Satinato or Black Opti Glass.
- 12 mm thick board add-on tops covered with 0.8 mm thick HPL laminate with 2 mm thick ABS plastic edge with 3 mm radius.



RECEPTION COUNTER FRONT

- Skeleton construction covered with 0.8 mm thick HPL laminate.
- Fronts are equipped with leveling feet +10 mm.
- The elements of reception counters are connected with Lamello screw joiners.



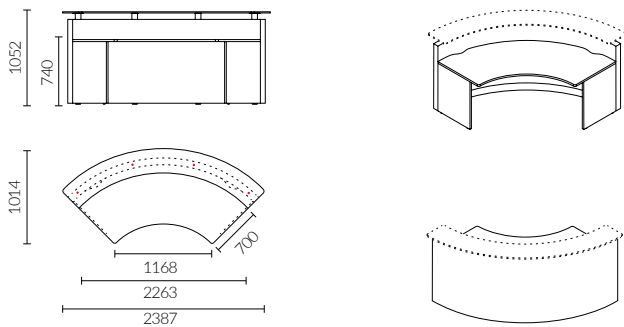
ADDITIONAL EQUIPMENT

- Horizontal cable channels for curved reception counters affixed to the inner side of the fronts or under the work top or flexible cable channels affixed under the work top as an option with a surcharge.

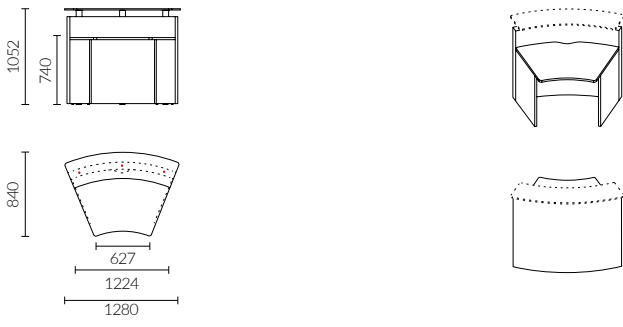
ADDITIONAL INFORMATION

- Colors according to MARO
- Bases and decorative elements of reception counters are available only in brushed aluminum color.
- Due to technology, the sets of reception counters are produced as an inseparable whole and it is impossible to order additional elements later.
- While placing your order, please specify the position of the reception counter (drawing) and the colors of: the fronts (outer, inner), work top, metal elements. While selecting an add-on top, please specify the type (glass or board) and finish (Black Opti or Satinato) or the color of add-on top and its edge.

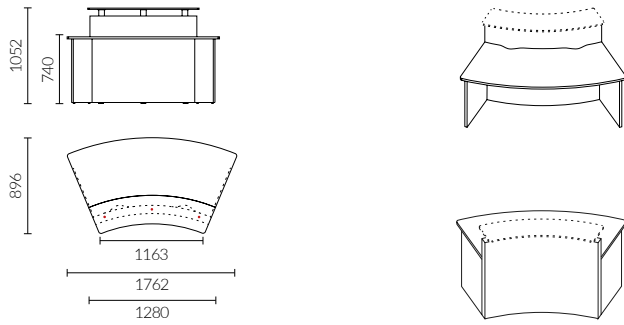
Curved reception counter R: 1600 mm 90°



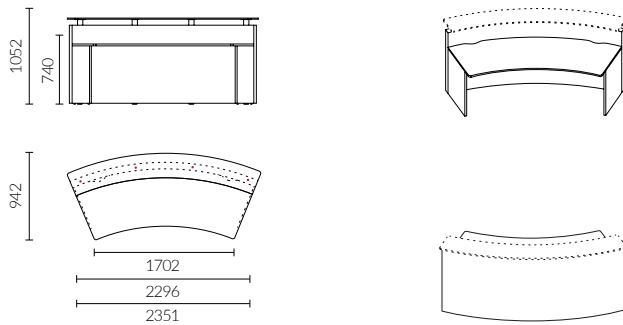
Curved reception counter R: 1600 mm 45°



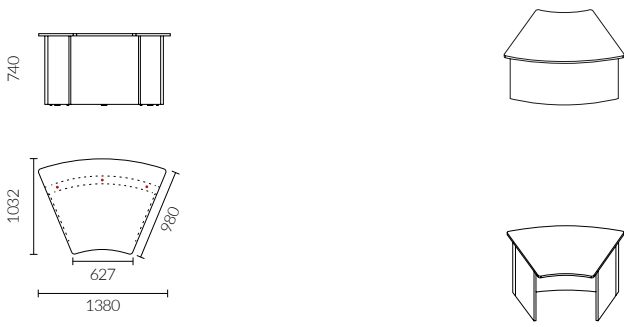
Curved reception counter R: 1600 mm 45° Internal



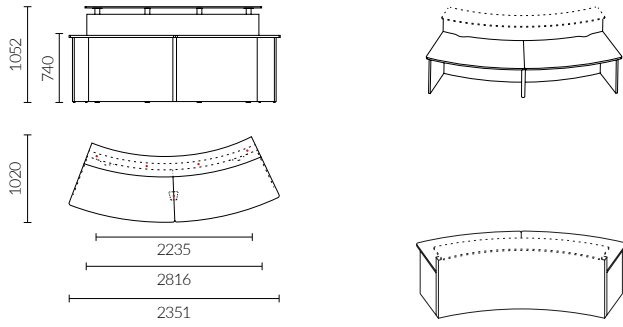
Curved reception counter R: 1600 mm 45°



Curved reception counter R: 3000 mm 45° low H:740



Curved reception counter R: 3000 mm 45° Internal



Standalone straight reception counters

WORK TOP

- Chipboard coated on both sides with melamine resin with increased durability - 1st class.
- Chipboard with reduced formaldehyde emission, E1 standard.
- 25 mm thick top finished with 2 mm thick ABS plastic edge with 3 mm radius.
- Top affixed to front at the height of 740 mm.
- Scallop cut-out as standard.



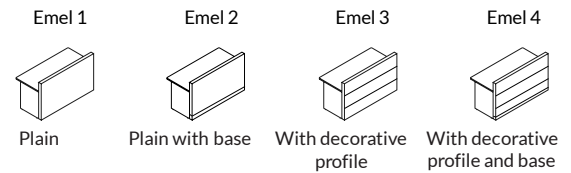
ADD-ON TOP

- All low Emel reception counters can be equipped with add-on tops (as an option with a surcharge) affixed on 70 mm high chromium-plated plinths Ø 60 mm in diameter.
- Add-on tops are available in two finishes: board and glass.
- 12 mm thick glass add-on tops are finished with Satinato or Black Opti Glass.
- 12 mm thick board add-on tops covered with 0.8 mm thick HPL laminate with 2 mm thick ABS plastic edge with 3 mm radius.



RECEPTION COUNTER FRONT

- Skeleton construction covered with 0.8 mm thick HPL laminate.
- Fronts are equipped with leveling feet +10 mm.
- The elements of reception counters are connected with Lamello screw joiners.



ADDITIONAL EQUIPMENT

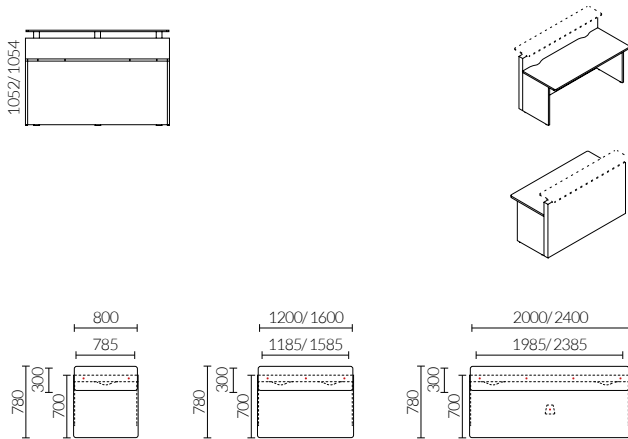
- Horizontal cable channels for the fronts of straight reception counters affixed to the inner side of the fronts or under the work top or flexible cable channels affixed under the work top as an option with a surcharge.



ADDITIONAL INFORMATION

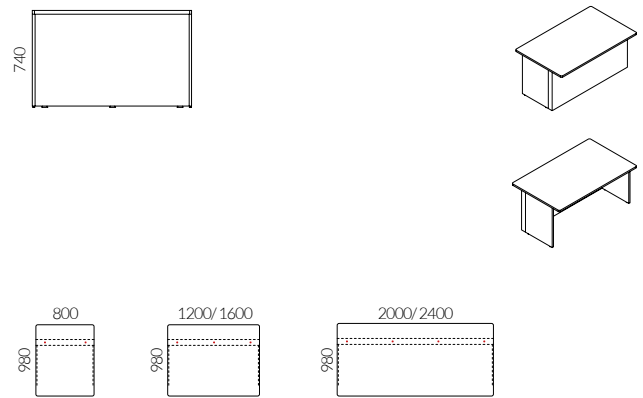
- Colors according to MARO
- Bases and decorative elements of reception counters are available only in brushed aluminum color.
- Due to technology, the sets of reception counters are produced as an inseparable whole and it is impossible to later order additional elements.
- While placing your order, please specify the position of the reception counter (drawing) and the colors of: the fronts (outer, inner), work top, metal elements. While selecting an add-on top, please specify the type (glass or board) and finish (Black Opti or Satinato) or the color of add-on top and its edge.

High straight reception counter



Low straight reception counter

niska H:740 mm



Multi-element reception counters

WORK TOP

- Chipboard coated on both sides with melamine resin with increased durability - 1st class.
- Chipboard with reduced formaldehyde emission, E1 standard.
- 25 mm thick top finished with 2 mm thick ABS plastic edge with 3 mm radius.
- Work top affixed to front at the height of 740 mm.
- Scallop cut-out as standard.

ADD-ON TOP

- All low Emel reception counters can be equipped with add-on tops (as an option with a surcharge) affixed on 70 mm high chromium-plated plinths Ø 60 mm in diameter.
- Add-on tops are available in two options: board and glass.
- 12 mm thick glass add-on tops are finished with Satinato or Black Opti Glass.
- 12 mm thick board add-on tops covered with 0.8 mm thick HPL laminate with 2 mm thick plastic edge with 3 mm radius.

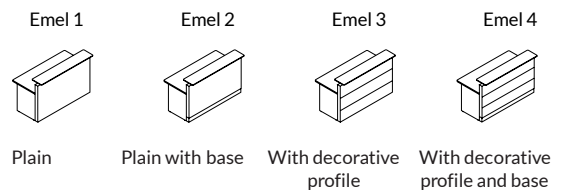


ADDITIONAL EQUIPMENT

- Horizontal cable channels for the fronts of straight reception counters affixed to the inner side of the fronts or under the work top or flexible cable channel affixed under the work top as an option with a surcharge.

RECEPTION COUNTER FRONT

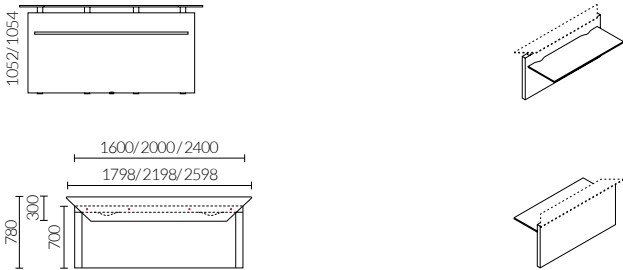
- Skeleton construction covered with 0.8 mm thick HPL laminate.
- Fronts are equipped with leveling feet +10 mm.
- The elements of reception counters are connected with Lamello screw joiners.



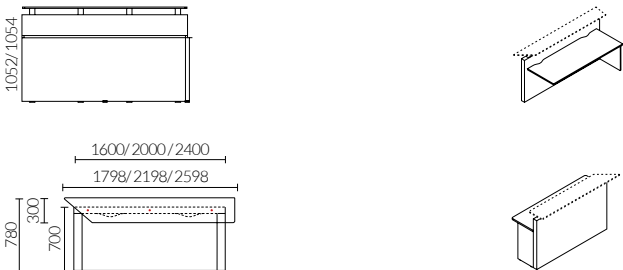
ADDITIONAL INFORMATION

- Colors according to MARO
- Bases and decorative elements of reception counters are available only in brushed aluminum color.
- Due to technology, the sets of reception counters are produced as an inseparable whole and it is impossible to order additional elements later.
- While placing your order, please specify the position of the reception counter (drawing) and the colors of: the fronts (outer, inner), work top, metal elements. While selecting an add-on top, please specify the type (glass or board) and finish (Black Opti or Satinato) or the color of add-on top and its edge.


Straight reception counter - front element



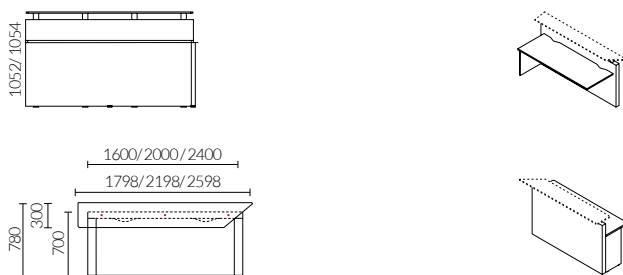
Straight reception counter - left front element




Lada prosta - element boczny zamykający lewy



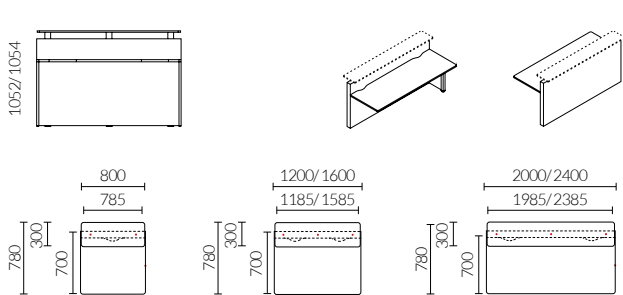
Straight reception counter - right front element



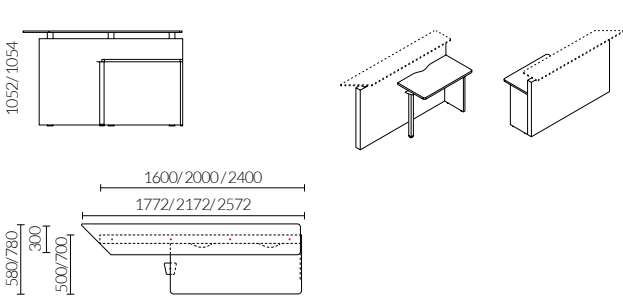
Straight reception counter - right side closing element



Straight reception counter - middle front element




Straight reception counter - left side add-on element



Illuminated reception counters

WORK TOP

- Chipboard coated on both sides with melamine resin with increased durability - 1st class.
- Chipboard with reduced formaldehyde emission, E1 standard.
- 25 mm thick top finished with 2 mm thick ABS plastic edge with 3 mm radius.
- Top affixed to front at the height of 740 mm.
- Scallop cut-out as standard.



ADD-ON TOP

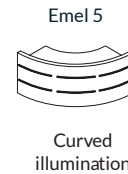
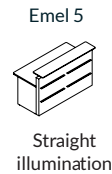
- All low Emel reception counters can be equipped with add-on tops (as an option with a surcharge) affixed on 70 mm high chromium-plated plinths Ø 60 mm in diameter.
- Add-on tops are available in two options: board and glass.
- 12 mm thick glass add-on tops are finished with Satinato or Black Opti Glass.
- 12 mm thick board add-on tops covered with 0.8 mm thick HPL laminate with 2 mm thick plastic edge with 3 mm radius.

ADDITIONAL EQUIPMENT

- Horizontal cable channels for the fronts of straight and curved reception counters affixed to the inner side of the fronts or under the work top or flexible cable channels affixed under the work top as an option with a surcharge.

RECEPTION COUNTER FRONT

- Skeleton construction covered with 0.8 mm thick HPL laminate.
- Fronts are equipped with leveling feet +10 mm.
- The elements of reception counters are connected with Lamello screw joiner.



AMBIENT LIGHTENING

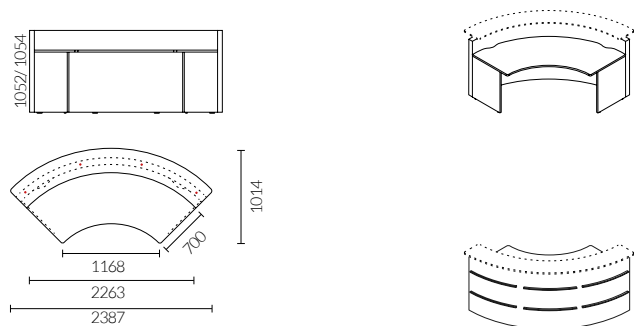
- The fronts of the reception counters are equipped with white LED light in white plastic profiles.



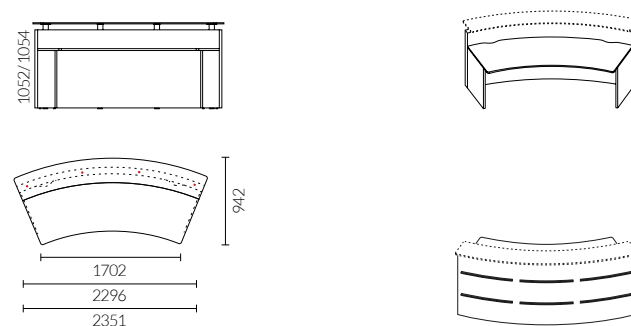
ADDITIONAL INFORMATION

- Colors according to MARO
- Bases and decorative elements of reception counters are available only in brushed aluminum color.
- Due to technology, the sets of reception counters are produced as an inseparable whole and it is impossible to order additional elements later.
- While placing your order, please specify the position of the reception counter (drawing) and the colors of: the fronts (outer, inner), work top, metal elements. While selecting an add-on top, please specify the type (glass or board) and finish (Black Opti or Satinato) or the color of add-on top and its edge.

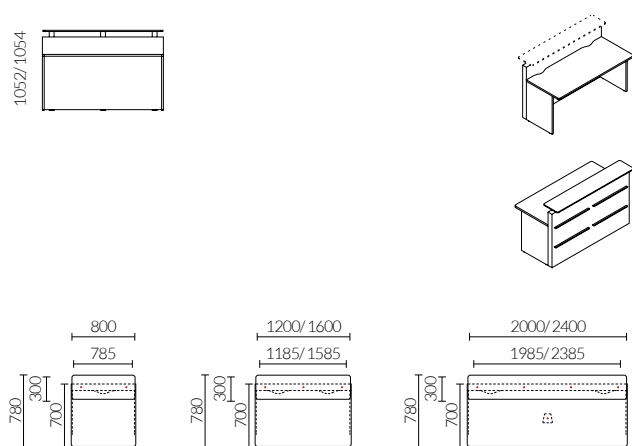
Curved reception counter with illuminated front R: 1600 mm 90°



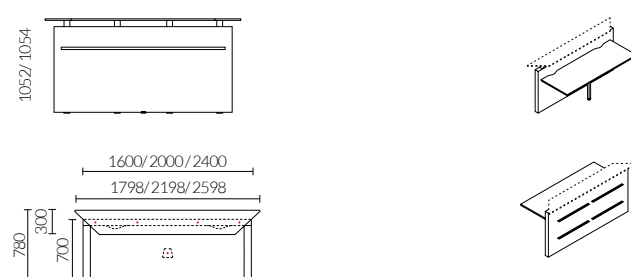
Curved reception counter with illuminated front R: 3000 mm 45°



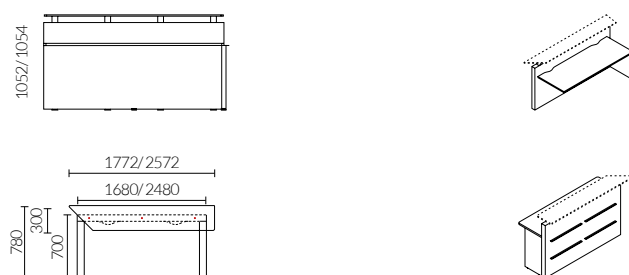
Straight reception counter with illuminated front



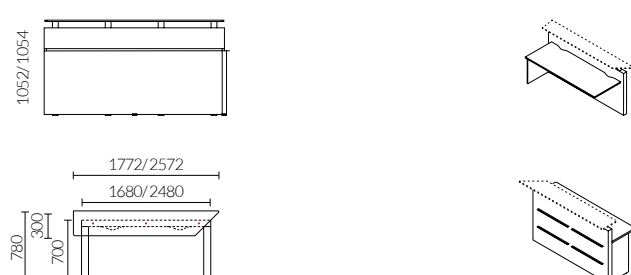
Straight reception counter - front element



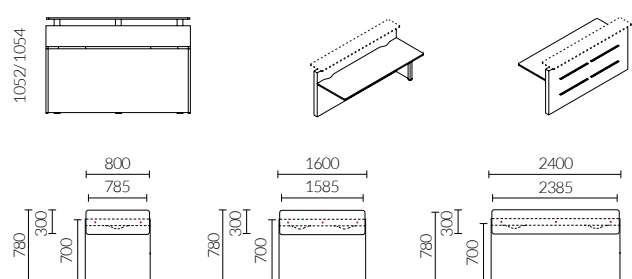
Straight reception counter - left front element



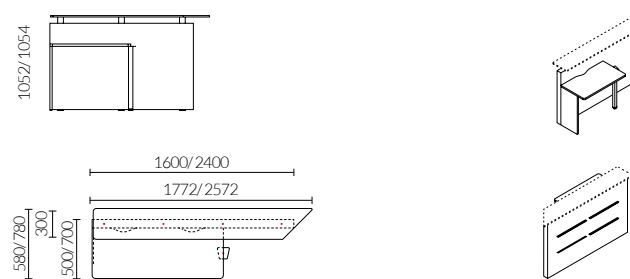
Straight reception counter - right front element



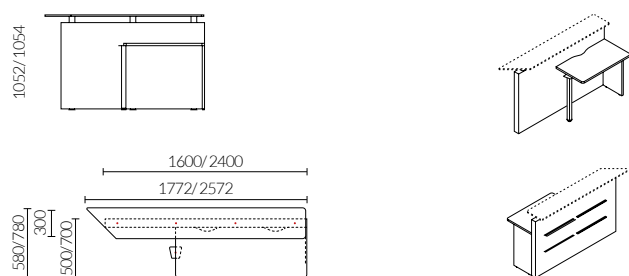
Straight reception counter - middle front element



Straight reception counter - left side add-on element



Straight reception counter - right side add-on element

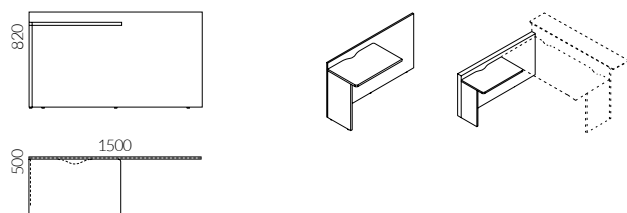


Straight reception counter - left side closing element

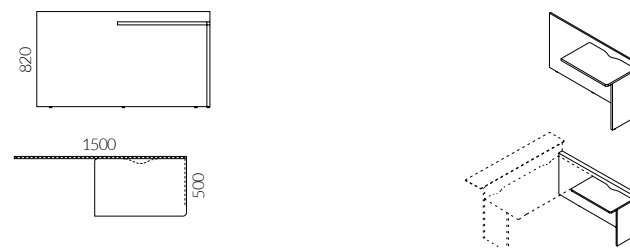


Additional elements

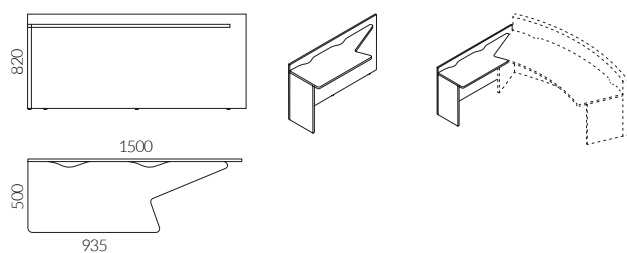
Left add-on desk f or straight reception counter*



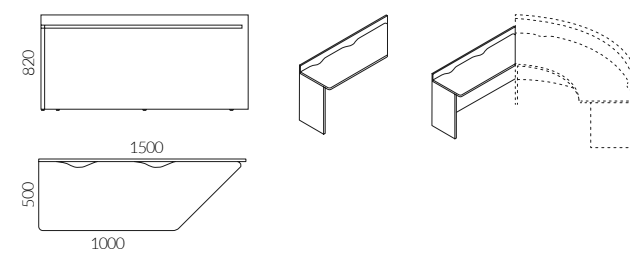
Add-on table f or straight reception counter right*



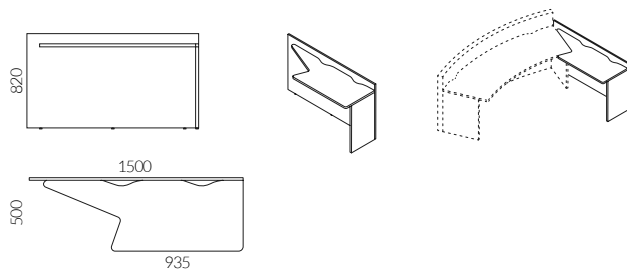
Left add-on desk f or curved reception counter R:3000 45°*



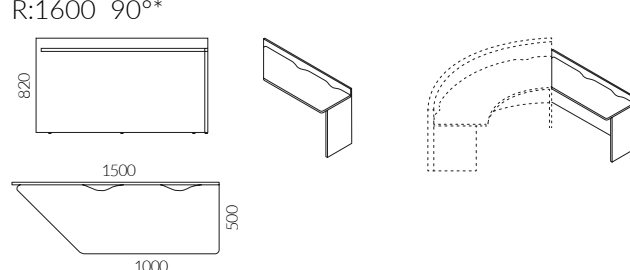
Right add-on desk f or curved reception counter R:3000 45°*



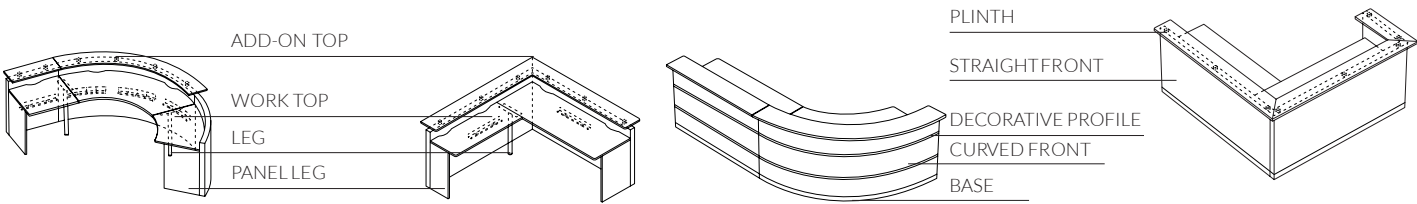
Left add-on desk f or curved reception counter R:1600 90°*



Right add-on desk f or curved reception counter R:1600 90°*




Emel / Colors



			Straight front HPL	Curved front HPL	Work top	Add-on top, HPL, glass	Panel leg	Leg	Base	Decorative profile	Plinth	
STANDARD	Melamine UNI	STD 1	White	•	•	•	•	•				
		STD 2	High Gloss White	•	•	•	•	•				
		STD 3	Gray	•	•	•	•	•				
		STD 4	Beige	•	•	•	•	•				
		STD 5	Norwegian Green	•	•	•	•	•				
		STD 6	Navy Blue	•	•	•	•	•				
		STD 7	Graphite	•	•	•	•	•				
		STD 8	Black	•	•	•	•	•				
	Melamine	STD 10	Acacia	•	•	•	•	•				
		STD 11	European Maple	•	•	•	•	•				
		STD 12	Napolitano Oak	•	•	•	•	•				
		STD 13	Gray Spruce	•	•	•	•	•				
		STD 14	American Oak	•	•	•	•	•				
		STD 15	Natural Oak	•	•	•	•	•				
		STD 16	CherryHavana	•	•	•	•	•				
		STD 17	Walnut Brown	•	•	•	•	•				
TREND*	Melamine	TRD 1	Blush									
		TRD 2	Claret									
		TRD 3	Dark Turquoise									
		TRD 11	Stark Oak									
		TRD 12	Flamed Oak									
STANDARD	Metal	M 02	White					•				
		M 01	Aluminium					•				
		M 03	Beige					•				
		M 05	Graphite					•				
		M 04	Black					•				
TREND*	Metal	M 06	Sunny Beige									
		M 09	Dirty Pink									
		M 08	Ginger									
		M 07	Faded Turquoise									
STANDARD	Glass	GL 01	Opti White									
		GL 02	Satinato				•					
		GL 03	Opti Black				•					
		GL 04	White Lacobel									
		GL 05	Black Lacobel									
Decorative profile		Brushed aluminum							•	•		
Metal		Chromium-plated									•	

Melamine

① STANDARD

	STD1 Bialy White Weiß		STD2 Biały Wysocki Polysk High Gloss White Weiß Hochglanz 18 mm		STD3 Popiel Gray Grau		STD4 Beżowy Beige Beige		STD5 Norweska Zielień Norwegian Green Norwegisches Grün		STD6 Granatowy Navy Blue Marineblau		STD7 Grafit Graphite Graphit		STD8 Czarny Black Schwarz
	STD10 Akacja Acacia Akazie		STD11 Klon Europejski European Maple Europäischer Ahorn		STD12 Dąb Napolitano Napolitano Oak Eiche Napolitano		STD13 Świerk Szary Gray Spruce Graue Fichte		STD14 Dąb Amerykański American Oak Amerikanische Eiche		STD15 Dąb Naturalny Natural Oak Natureiche		STD16 Czeresnia Havana Cherry Havana Kirsche Havana		STD17 Orzech Brunatny Walnut Brown Walnuss Braun

Metal

① STANDARD











	M02 Bialy White Weiß		M01 Aluminium		M03 Beżowy Beige Beige		M05 Grafit Graphite Graphit		M04 Czarny Black Schwarz
--	-------------------------------------	---	------------------------	---	---------------------------------------	---	--	---	---

Fabrics

100% Polyester
100.000 Martindale cycles

① CALDO
Select by Lech



	LC1		LC2		LC5		LC6		LC11
	LC13		LC14		LC16		LC17		LC19

100 % Recycled Polyester
67.000 Martindale cycles

① TERRA
Select by Lech















				
--	---	---	---	---

95% Virgin Wool, 5% Poliamid
100.000 Martindale cycles


② SYNERGY
Camira




	CS45		CS44		CS46		CS49		CS56
	CS74		CS73		CS79		CS59		CS62
	CS08		CS16						

Information


You can find all our current materials online.



Visit our website maro.pl



Find high quality photos and films to use in your materials
maro.cloud/photo



Find solids and catalogs
maro.pl/design-tools/pliki-do-pobrania



Order furniture online
shop.maro.pl



Fabryka Mebli Biurowych MARO Sp. z o.o.
PL 62-052 Komorniki, ul. Fabianowska 100

☎ +48 61 890 00 00

@ maro@maro.pl

MARO.pl

Follow us and join t o MARO community



/@maroofficefurniture



/@maroofficefurniture



/@maroofficefurniture



/@maroofficefurniture

Please place your orders for printed materials and color samples by e-mail to marketing@maro.pl.

We reserve the right to make changes and mistakes. All the information in this price list is up-to-date on the publication date/accepting the material for publishing. The prices do not include VAT tax.

General Terms and Conditions of Sales and General Warranty and Complaint Terms and Conditions constitute an integral part of Sales Contracts.

The price list is valid from 01.07.2022 until further notice.