
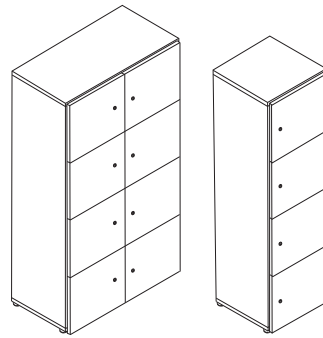


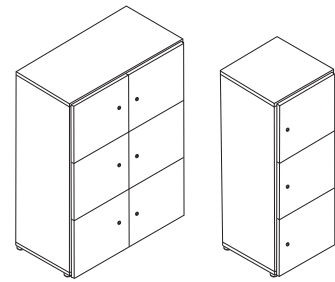
# LOCKERS



H=1880 mm



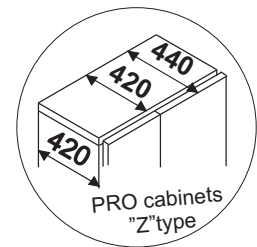
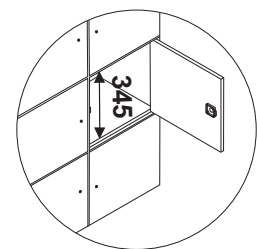
H=1510 mm



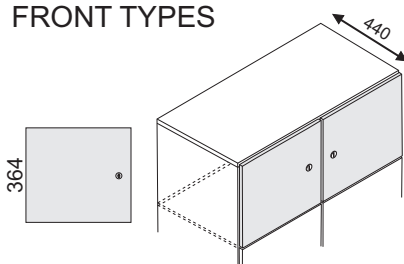
H=1140 mm

## MATERIALS AND FEATURES

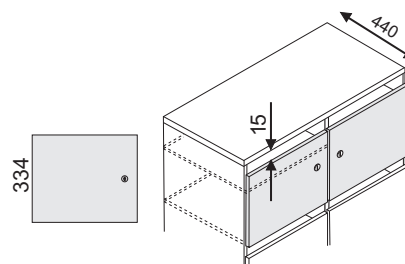
- High quality E1 class chipboard, coated with melamine resin on both sides;
- 2 mm plastic edge with a radius of 3 mm;
- Cabinets are factory-glued, assembled and delivered as a one piece;
- 8 mm thick rear wall, recessed into the groove between the sides of the cabinet, covered with melamine, which enables to use the piece as a stand-alone unit;
- Carcass and door 18 mm thick;
- Top 18 mm thick;
- Shelves 18 mm thick;
- All cabinets equipped with 30 mm high leveling feet (as OPTION: metal base H=30 mm, round legs fi=30 mm H=150 mm, square legs 30 mm x 30 mm H=150 mm with leveling or plinth H=100 mm);
- Depth 440 mm - top and floor 420 mm, sides 420 mm deep (door overlapped);
- Doors equipped with one point lock;
- Doors equipped with 110° hinges with soft close.



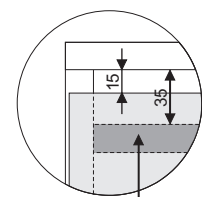
## FRONT TYPES



Straight front



Straight front with posting slot

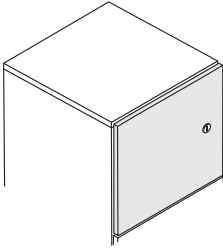
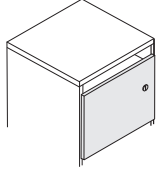
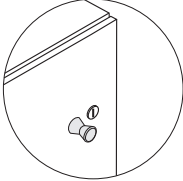
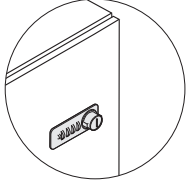
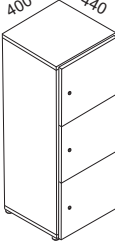
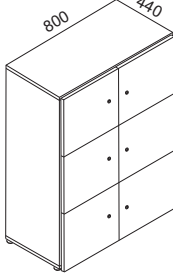
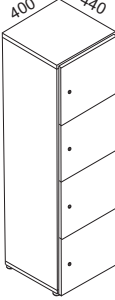
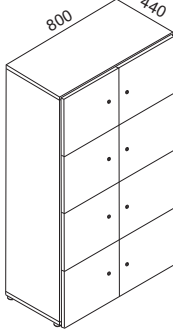
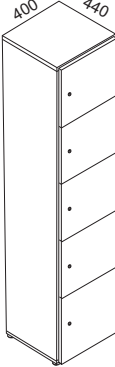
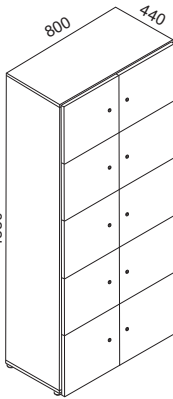


shelf

		COLORS	Carcass 18 mm	Rear Wall 8 mm	Top 18 mm	Front 18 mm
<b>MELAMINE</b>	<b>GROUP 1</b>	White U1	●	●	●	●
		Light Grey U2	●	●	●	●
		Light Maple D7	●	●	●	●
		Oak Napolitano D3	●	●	●	●
		Beech D2	●	●	●	●
		Cherry Havana D1	●	●	●	●
		Walnut Maroni D10	●	●	●	●
		Graphire U4	●	●	●	●
	<b>GROUP 2</b>	Gloss White U9(HG)	—	—	—	●
		Gloss Orange U8(HG)	—	—	—	●
Gloss Green U7(HG)		—	—	—	●	
Gloss Red U6(HG)		—	—	—	●	

Full collection of chipboards available at: [www.PFLIEDERER.com](http://www.PFLIEDERER.com)  
Other metal colors available according to RAL palette.

# LOCKERS

		SURCHARGES		
 <p>364</p> <p>Straight front Lock with replaceable cylinder</p>		 <p>334</p> <p>Straight front with posting slot and shelf</p>	 <p>Handle F1</p>	 <p>Combination lock</p>
<b>3 OH 1140 mm</b>				
<b>R</b>  	400	ZL 32 R / L		
	800	ZL 34		
<b>4 OH 1510 mm</b>				
<b>R</b>  	400	ZL 42 R / L		
	800	ZL 44		
<b>5 OH 1880 mm</b>				
<b>R</b>  	400	ZL 52 R / L		
	800	ZL 54		