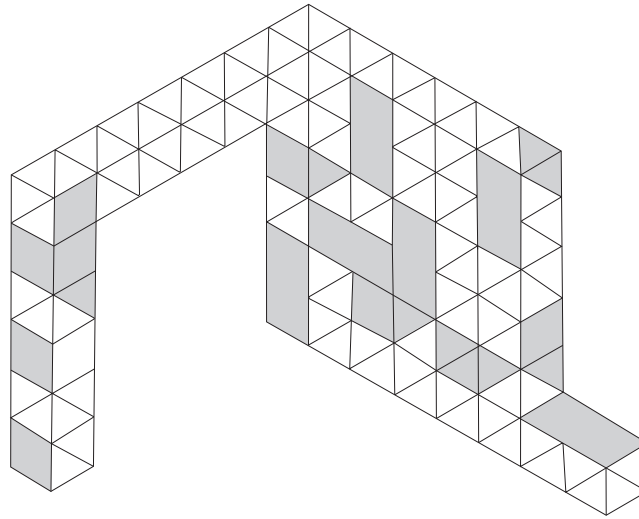


AURA

MODULAR SPACE ARRANGEMENT SYSTEM



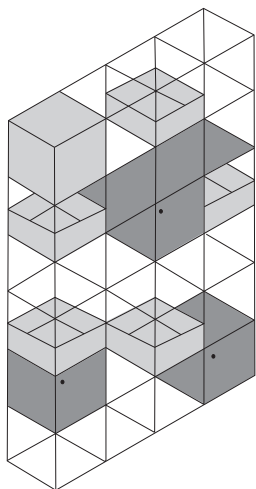
		COLORS	ADD-ON ELEMENTS	CONSTRUCTION ELEMENTS	ADD-ON UPHOLSTERED ELEMENTS
MELAMINE	GROUP 1	White U1	●	—	—
		Grey U2	●	—	—
		Platinum Grey U6	●	—	—
		Beige Cashmere U10	●	—	—
		Graphite U11	●	—	—
		Light Maple D7	●	—	—
		Acacia D11	●	—	—
		Napolitano Oak D3	●	—	—
		Beech D2	●	—	—
		American Oak D12	●	—	—
		Cherry Havana D1	●	—	—
		Walnut Maroni D10	●	—	—
	GROUP 2*	High Gloss White U9	●	—	—
		High Gloss Orange DR4	●	—	—
		High Gloss Green U8	●	—	—
		Scandinavian Oak DR1	●	—	—
		Walnut Madison U7	●	—	—
		Chestnut Fumo DR2	●	—	—
METAL		Black M04	—	●	—
FABRIC	GROUP 1	Black S10	—	—	—
		Grey S02	—	—	●
		Blue S06	—	—	●
	GROUP 2**	Mixed Red S11	—	—	●
		Mixed Blue S12	—	—	●
		Turquoise Mixed S13	—	—	●
		Lime Green S14	—	—	●
		Olive S15	—	—	●
		Cappuccino S16	—	—	●
		Navy Blue S17	—	—	●
		Mixed Grey S18	—	—	●
Black S19	—	—	●		

* Surcharge for high gloss and other colors from price group 2 (+7%)

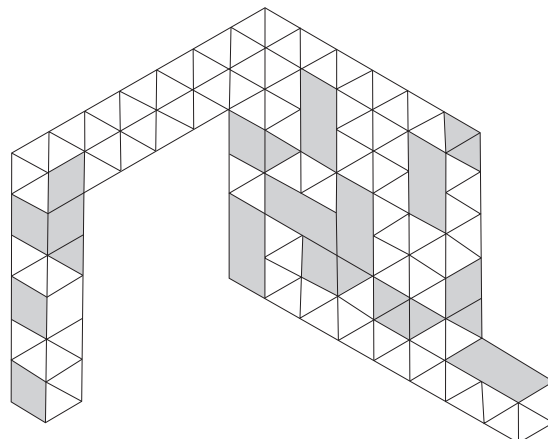
** Surcharge for fabrics in price group 2 (+10%)

AURA


MODULAR SPACE ARRANGEMENT SYSTEM



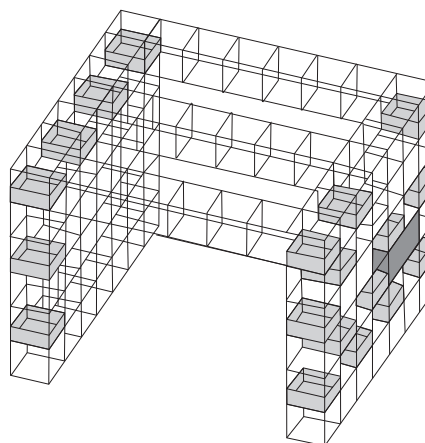
Arrangement 1



Arrangement 2



Arrangement 3



Arrangement 4

MATERIALS AND CONSTRUCTION

- High quality 20 x 20 mm profile;
- Modules screwed together with M6 screws, enabling multiple re-arrangement of the system;
- Powder-coated metal elements in black ONLY;
- Modules located at the bottom of the rack, equipped with leveling feet +10mm;

ADD-ON ELEMENTS

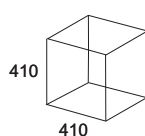
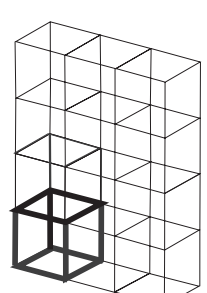
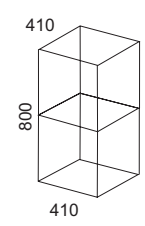
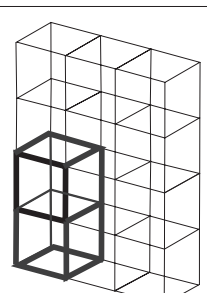
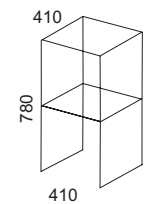
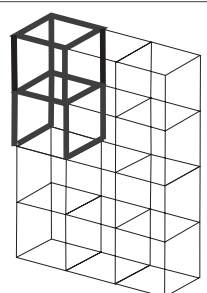
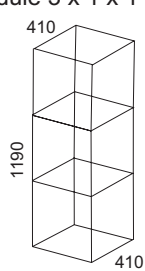
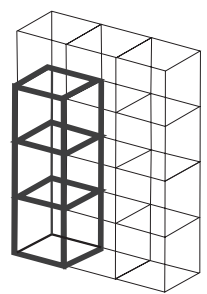
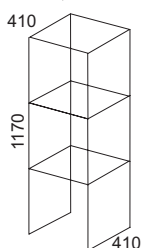
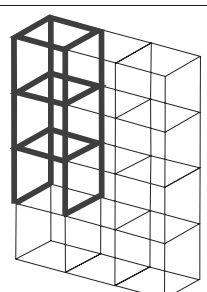
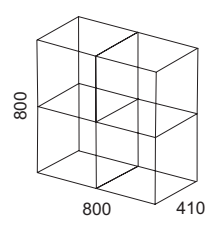
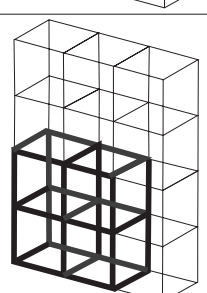
- High quality E1 chipboard, coated with melamine resin on both sides;
- 2 mm plastic edge with a radius of 3 mm;
- Add-on elements from a 18mm board ONLY;
- All Add-on elements to the structure, with the possibility of changing their position several times;

ADDITIONAL INFORMATION

- Colors according to MARO palette;
- NON-STANDARD furniture requires additional agreements in writing;
- MARO reserves the right to implement minor technical changes without prior notification;
- Straight modules over 30H tall, like Arrangement 1, require affixing to the floor (expansion bolts not included);
- **Corner arrangements require use of full modules. See page VI.11 for drawing and more information.**

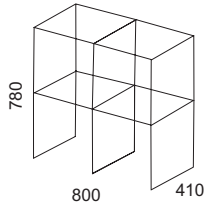
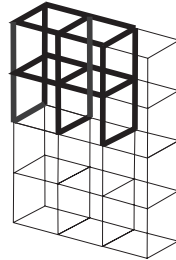
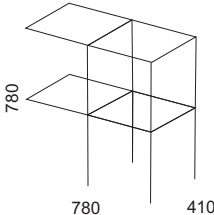

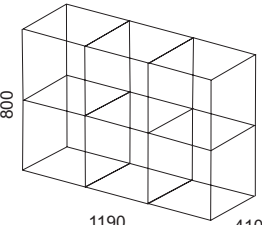
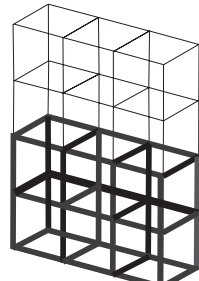
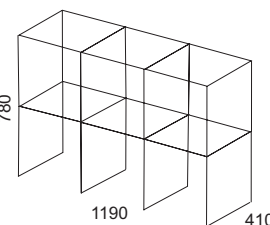

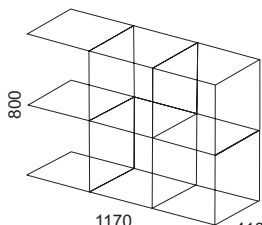
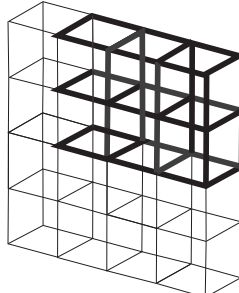
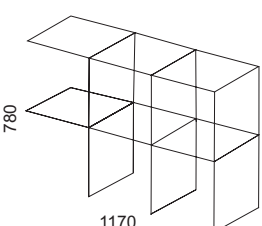
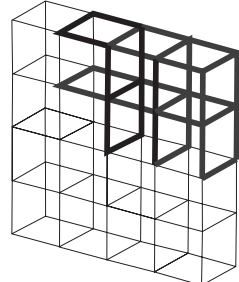
AURA

CONSTRUCTION ELEMENTS

	Code	Net price	Arrangement in a set
1.1. Single module 1 x 1 x 1 	AUR 01		
1.2.. Double module 2 x 1 x 1 	AUR 11		
1.3.. Double module 1,5 x 1 x 1 	AUR 12		
2.1. Tripple module 3 x 1 x 1 	AUR 21		
2.2. Tripple module 2,5 x 1 x 1 	AUR 22		
3.1. Fourfold module 2 x 2 x 1 	AUR 31		

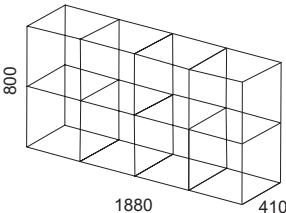
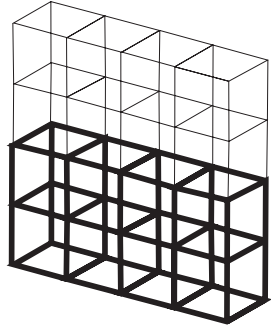
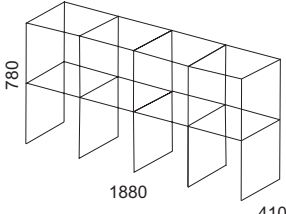
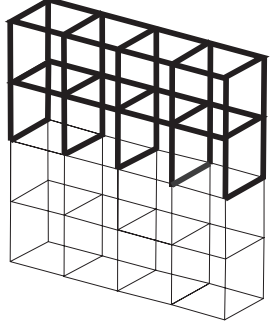
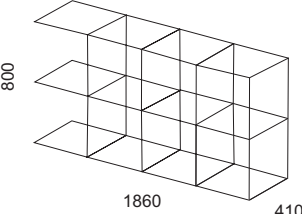
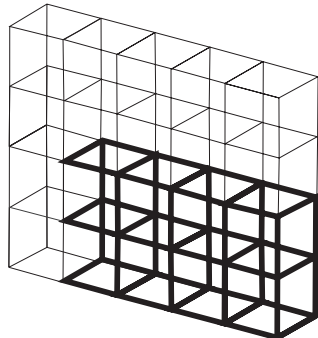
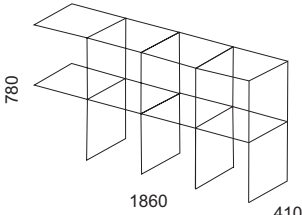
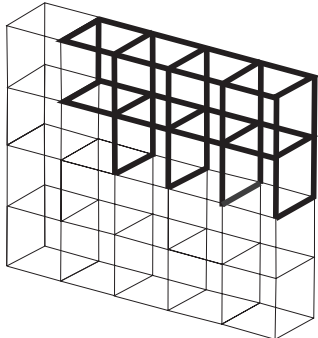
AURA

CONSTRUCTION ELEMENTS

	Code	Net price	Arrangement in a set
3.2. Fourfold module 1,5 x 2 x 1 	AUR 32		
3.3. Fourfold module 1,5 x 1,5 x 1 	AUR 33		
4.1. Sixfold module 2 x 3 x 1 	AUR 41		
4.2. Sixfold module 1,5 x 3 x 1 	AUR 42		
4.3. Sixfold module 2 x 2,5 x 1 	AUR 43		
4.4. Sixfold module 1,5 x 2,5 x 1 	AUR 44		

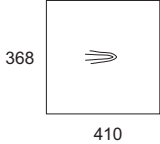
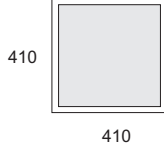
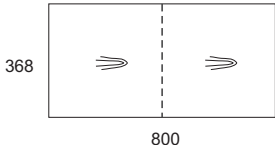
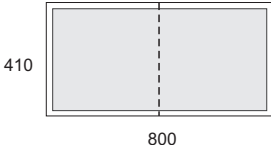
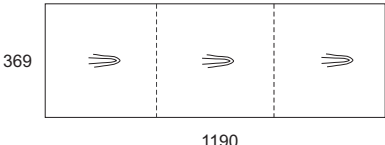
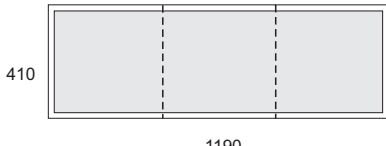
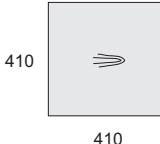
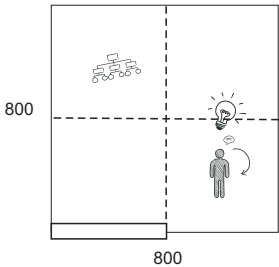
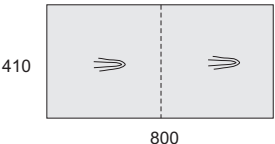
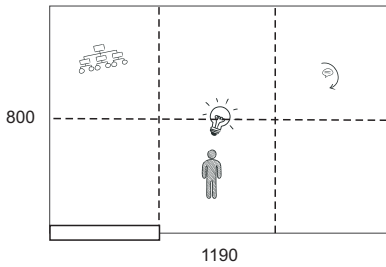

AURA

CONSTRUCTION ELEMENTS

	Code	Net price	Arrangement in a set
5.1. Eightfold module 2 x 4 x 1 	AUR 51		
5.2. Eightfold module 1,5 x 4 x 1 	AUR 52		
5.3. Eightfold module 2 x 3,5 x 1 	AUR 53		
5.4. Eightfold module 1,5 x 3,5 x 1 	AUR 54		

AURA

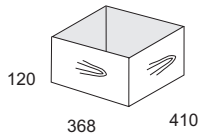
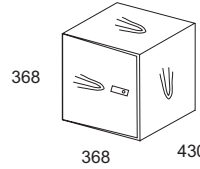
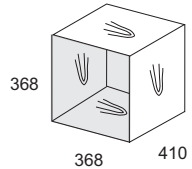
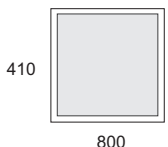
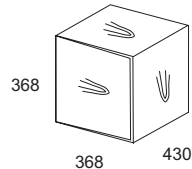

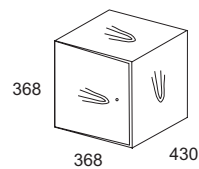
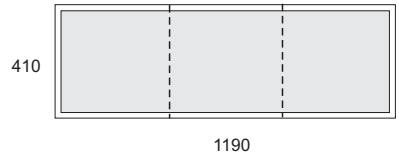
ADD-ON ELEMENTS

	Code	Net price		Code	Net price
1.1. Shelf 1 x 1 	AUA 11		3.1. Board panel with PIN 8; 1 x 1 	AUA 31	
1.2. Shelf 1 x 2 	AUA 12		3.2. Board panel with PIN8; 2 x 1 	AUA 32	
1.3. Shelf 1 x 3 	AUA 13		3.3. Board panel with PIN 8; 3 x 1 	AUA 33	
2.1. Board panel 1 x 1 	AUA 21		4.1. Whiteboard with metal handle for markers 2 x 2 	AUA 41	
2.2. Board panel 2 x 1 	AUA 22			4.2. Whiteboard with metal handle for markers 3 x 2 	AUA 42
2.3. Board panel 3 x 1 	AUA 23				

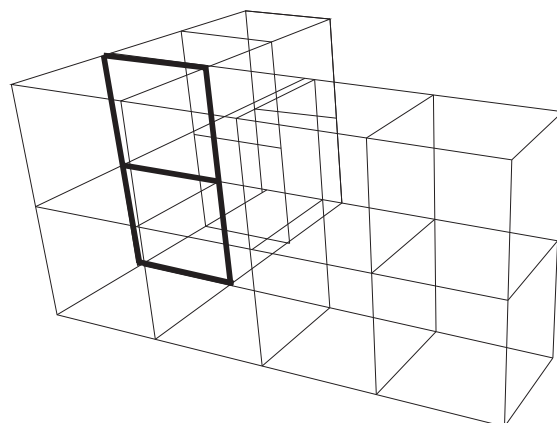
*Opcjonal horizontal wood figure - please specify when ordering.

AURA

ADD-ON ELEMENTS

	Code	Net price		Code	Net price
5.1. Plant box 1/3 x 1 x 1 	AUA 51		7.3. Locker with a combination lock 	AUA 73	
6.1. Shelf module 1 x 1 x 1 	AUA 61		8.1. Upholstered module for seating 1 x 1 	AUA 81	
7.1. Cabinet with a push to open doors 	AUA 71		8.2. Upholstered module for seating 2 x 1 	AUA 82	
7.2. Locker with a point lock 	AUA 72		8.3. Upholstered module for seating 3 x 1 	AUA 83	

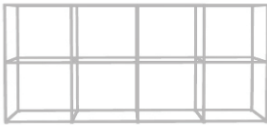
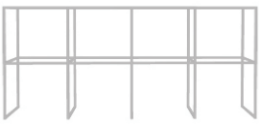






REMARK: When creating a corner by connecting two modules, always use full modules (with full numbers in their names). This is to achieve better stability of the whole set.



AURA

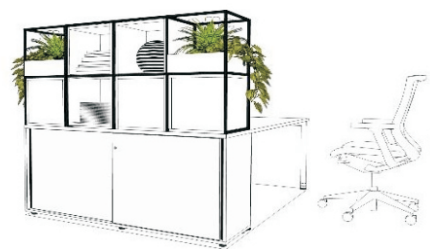
ARRANGEMENT 1





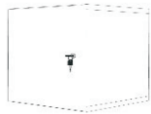
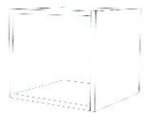




Modules used	Code		Amount
1. Module 2 x 4 x 1	AUR 41		1
2. Module 1,5 x 4 x 1	AUR 42		1
3. Locker	AUA 73		6
4. Shelf module	AUA 61		3
5. Shelf	AUA 11		1
6. Board panel with PIN 8	AUA 31		4
7. Upholstered module for seating 2 x 1	AUA 31		1
8. Bench (Module 2 x 1 x 1)	AUR 11		1

AURA

ARRANGEMENT 2


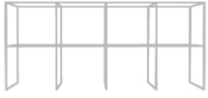
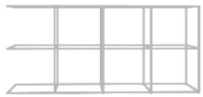







Modules used	Code		Amount
1. Sideboard 2OH	PR 207		1
2. Module 1,5 x 3 x 1	AUR 42		1
3. Module 1,5 x 1 x 1	AUR 12		1
4. Plant box	AUA 51		2
5. Locker	AUA 72		2
6. Shelf module	AUA 61		4
7. Board panel	AUA 21		1
8. Board panel	AUA 22		1

AURA



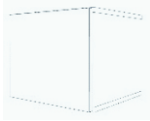

ARRANGEMENT 3



Modules used	Code		Amount
1. Module 2 x 4 x 1	AUR51		2
2. Module 1,5 x 4 x 1	AUR 52		4
3. Module 2 x 3,5 x 1	AUR 53		1
4. Module 2 x 1 x 1	AUR 11		1
5. Module 1,5 x 1 x 1	AUR 12		2
6. Module 1 x 1 x 1	AUR 01		2
7. Board panel with PIN 8	AUA 31		17
8. Board panel	AUA 23		5

AURA

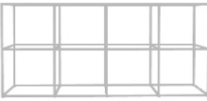




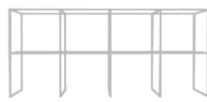


ARRANGEMENT 3

Modules used	Code		Amount
9. Board panel	AUA 21		2
10. Board panel	AUA 22		6
11. Cabinet with a push to open doors	AUA 71		6
12. Whiteboard with metal handle for markers	AUA 42		1

AURA




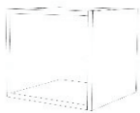
ARRANGEMENT 4



Modules used	Code		Amount
1. Module 2 x 4 x 1	AUR51		1
2. Module 2 x 2,5 x 1	AUR 43		1
3. Module 2 x 3,5 x 1	AUR 53		1
4. Module 1,5 x 1 x 1	AUR 12		1
5. Module 1,5 x 2,5 x 1	AUR 44		2
6. Module 1,5 x 4 x 1	AUR 52		1
7. Plant box	AUA 51		10
8. Board panel	AUA 23		7

AURA

ARRANGEMENT 4

Modules used	Code		Amount
9. Board panel	AUA 21		4
10. Board panel	AUA 22		1
11. Locker	AUA 73		8
12. Shelf module	AUA 61		5