

Claus Breinholt

SICLA





Frame

Steel



01
Chromium
plated



30
Matt white



31
Matt black

Base

Aluminium



00L
Polished



30
Matt white
painted



31
Matt black
painted

Rocking Frame

Steel



01
Chromium
plated



31
Matt black

Wooden legs

Solid ash



FRAVAN
Natural



FRTA04
Black stained

Shell

Polypropylene



S020
White



R8022
Coal Black



S514
Sand



R1034
Peach



S503
Powder Blue



S513
Military Green

Upholstery

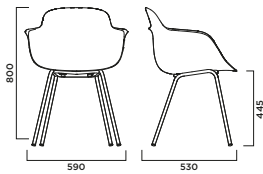
- A** Flash, Byte
- B** Eco Secret
- C** Patina, Reflect
- D** N/A
- E** Field, Oceanic, Yoredale
- F** Canvas, Glow
- G** Divina3, Divina Melange, Harald, Fiord, Planum
- H** Full Leather
- I** COM Fabric
- J** COM Leather


SICLA 4 legs

5040-4LGP



FRAME	SHELL
	Polypropylene
Painted steel	-
Chromium plated steel	-



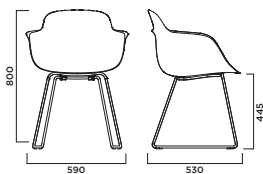
Box	A(cm)	B(cm)	h(cm)	PCS	Weight (kg)
	59	63	85.5	1	11.3


SICLA sled

5040-SLDP



FRAME	SHELL
	Polypropylene
Painted steel	-
Chromium plated steel	-



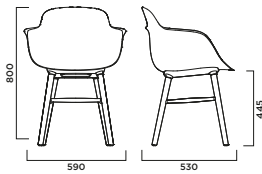
Box	A(cm)	B(cm)	h(cm)	PCS	Weight (kg)
	59	63	85.5	1	12.3


SICLA wooden legs

5040-WLGP



FRAME	SHELL
	Polypropylene
Natural solid ash	-
Stained solid ash	-





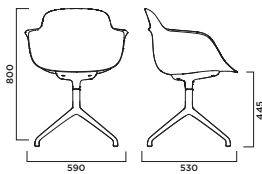
Box	A(cm)	B(cm)	h(cm)	PCS	Weight (kg)
	59	63	85.5	1	10.2


SICLA 4 star aluminium base

5040-4STP



BASE	SHELL
	Polypropylene
 Polished aluminium	-
 Matt painted aluminium	-



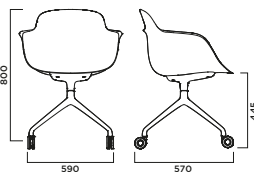
Box	A(cm)	B(cm)	h(cm)	PCS	Weight (kg)
	59	63	85.5	1	12.2

SICLA swivel with castors

5040-4SCP



BASE	SHELL
	Polypropylene
Polished aluminium	-
Matt painted aluminium	-



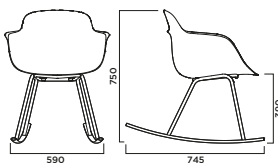
Box	A(cm)	B(cm)	h(cm)	PCS	Weight (kg)
	59	63	85.5	1	12.2

SICLA rocking

5040-ROCP



FRAME	SHELL
	Polypropylene
Painted steel	-
Chromium plated steel	-



Box	A(cm)	B(cm)	h(cm)	PCS	Weight (kg)
	69	87	74.5	1	12.5

SICLA 4 legs upholstered seat panel

5040-4LGS



FRAME	UPHOLSTERY									
	A	B	C	D	E	F	G	H	I	J
Painted steel	-	-	-	N/A	-	-	-	-	-	-
Chromium plated steel	-	-	-	N/A	-	-	-	-	-	-

COM Fabric(m) COM Leather(m2)
0,65 0.50

Box	A(cm)	B(cm)	h(cm)	PCS	Weight (kg)
	59	63	85.5	1	11.3

SICLA sled upholstered seat panel

5040-SLDS



FRAME	UPHOLSTERY									
	A	B	C	D	E	F	G	H	I	J
Chromium plated steel	-	-	-	N/A	-	-	-	-	-	-
Painted steel	-	-	-	N/A	-	-	-	-	-	-

COM Fabric(m) COM Leather(m2)

0,65

0.50



A(cm) B(cm) h(cm) PCS Weight (kg)

59 63 85.5 1 12.3

SICLA wooden legs upholstered seat panel

5040-WLGS



FRAME	UPHOLSTERY									
	A	B	C	D	E	F	G	H	I	J
Natural solid ash	-	-	-	N/A	-	-	-	-	-	-
Stained solid ash	-	-	-	N/A	-	-	-	-	-	-

COM Fabric(m) COM Leather(m2)

0,65

0.50



A(cm) B(cm) h(cm) PCS Weight (kg)

59 63 85.5 1 10.2

SICLA aluminium base upholstered seat panel

5040-4STS



BASE	UPHOLSTERY									
	A	B	C	D	E	F	G	H	I	J
Polished aluminium	-	-	-	N/A	-	-	-	-	-	-
Matt painted aluminium	-	-	-	N/A	-	-	-	-	-	-

COM Fabric(m) COM Leather(m2)

0,65

0.50



A(cm) B(cm) h(cm) PCS Weight (kg)

59 63 85.5 1 12.2

SICLA swivel with castors upholstered seat panel

5040-4SCS



BASE	UPHOLSTERY									
	A	B	C	D	E	F	G	H	I	J
Polished aluminium	-	-	-	N/A	-	-	-	-	-	-
Matt painted aluminium	-	-	-	N/A	-	-	-	-	-	-

COM Fabric(m) COM Leather(m2)

0,65

0.50



A(cm) B(cm) h(cm) PCS Weight (kg)

59 63 85.5 1 12.2

SICLA rocking upholstered seat panel

5040-ROCS



FRAME	UPHOLSTERY									
	A	B	C	D	E	F	G	H	I	J
Painted steel	-	-	-	N/A	-	-	-	-	-	-
Chromium plated steel	-	-	-	N/A	-	-	-	-	-	-

COM Fabric(m) COM Leather(m2)

0,65 0.50



A(cm) **B(cm)** **h(cm)** **PCS** **Weight (kg)**
 69 87 74.5 1 12.5

SICLA 4 legs full upholstered panel

5040-4LGT



FRAME	UPHOLSTERY									
	A	B	C	D	E	F	G	H	I	J
Painted steel	-	-	-	N/A	-	-	-	-	-	-
Chromium plated steel	-	-	-	N/A	-	-	-	-	-	-

COM Fabric(m) COM Leather(m2)

1.00 1.20



A(cm) **B(cm)** **h(cm)** **PCS** **Weight (kg)**
 59 63 85.5 1 11.3

SICLA sled full upholstered panel

5040-SLDT



FRAME	UPHOLSTERY									
	A	B	C	D	E	F	G	H	I	J
Painted steel	-	-	-	N/A	-	-	-	-	-	-
Chromium plated steel	-	-	-	N/A	-	-	-	-	-	-

COM Fabric(m) COM Leather(m2)

1.00 1.20



A(cm) **B(cm)** **h(cm)** **PCS** **Weight (kg)**
 59 63 85.5 1 12.3

SICLA wooden legs full upholstered panel

5040-WLGT



FRAME	UPHOLSTERY									
	A	B	C	D	E	F	G	H	I	J
Natural solid ash	-	-	-	N/A	-	-	-	-	-	-
Stained solid ash	-	-	-	N/A	-	-	-	-	-	-

COM Fabric(m) COM Leather(m2)

1.00 1.20



A(cm) **B(cm)** **h(cm)** **PCS** **Weight (kg)**
 59 63 85.5 1 10.2

SICLA aluminium base full upholstered panel

5040-4STT



BASE	UPHOLSTERY									
	A	B	C	D	E	F	G	H	I	J
Polished aluminium	-	-	-	N/A	-	-	-	-	-	-
Matt painted aluminium	-	-	-	N/A	-	-	-	-	-	-

COM Fabric(m) COM Leather(m2)

1.00

1.20



A(cm)

B(cm)

h(cm)

PCS

Weight (kg)

59

63

85.5

1

12.2

SICLA swivel with castors full upholstered panel

5040-4SCT



BASE	UPHOLSTERY									
	A	B	C	D	E	F	G	H	I	J
Polished aluminium	-	-	-	N/A	-	-	-	-	-	-
Matt painted aluminium	-	-	-	N/A	-	-	-	-	-	-

COM Fabric(m) COM Leather(m2)

1.00

1.20



A(cm)

B(cm)

h(cm)

PCS

Weight (kg)

59

63

85.5

1

12.2

SICLA rocking full upholstered panel

5040-ROCT



FRAME	UPHOLSTERY									
	A	B	C	D	E	F	G	H	I	J
Painted steel	-	-	-	N/A	-	-	-	-	-	-
Chromium plated steel	-	-	-	N/A	-	-	-	-	-	-

COM Fabric(m) COM Leather(m2)

1.00

1.20



A(cm)

B(cm)

h(cm)

PCS

Weight (kg)

69

87

74.5

1

12.5