

BrogliatoTraverso

PEB





Frame

Steel

**01**
Chromium
plated**30**
Matt white**31**
Matt black**Frame**

Aluminium

**00L**
Polished**30**
Matt white
painted**31**
Matt black
painted**Frame**

Solid ash

**FRAVAN**
Natural**FRTA04**
Black stained**Upholstery**

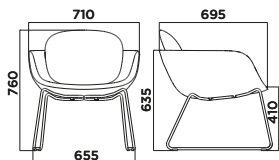
- A** Flash, Byte
- B** Eco Secret
- C** Patina, Reflect
- D** N/A
- E** Oceanic, Yoredale
- F** Canvas, Glow
- G** Divina3, Divina Melange, Harald, Fiord, Planum, Patio
- H** Full leather
- I** COM Fabric
- J** COM Leather

PEB sled low back

5025-SLBT



FRAME	UPHOLSTERY									
	A	B	C	D	E	F	G	H	I	J
Painted steel	-	-	-	N/A	-	-	-	-	-	-
Chromium plated steel	-	-	-	N/A	-	-	-	-	-	-



COM Fabric(m) COM Leather(m2)

In1.7+Out0.65 In2.3+Out1.2



A(cm) B(cm) h(cm) PCS Weight (kg)

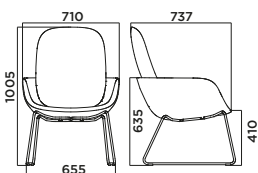
81 81 89.5 1 22.2

PEB sled high back

5025-SHBT



FRAME	UPHOLSTERY									
	A	B	C	D	E	F	G	H	I	J
Painted steel	-	-	-	N/A	-	-	-	-	-	-
Chromium plated steel	-	-	-	N/A	-	-	-	-	-	-



COM Fabric(m) COM Leather(m2)

In1.7+Out0.8 In2.3+Out1.55



A(cm) B(cm) h(cm) PCS Weight (kg)

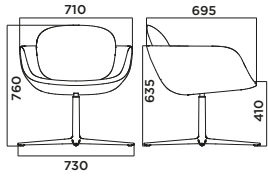
81 81 110.5 1 23.3

PEB 4 star low back

5025-4LBT



BASE	UPHOLSTERY									
	A	B	C	D	E	F	G	H	I	J
Polished aluminium	-	-	-	N/A	-	-	-	-	-	-
Painted aluminium	-	-	-	N/A	-	-	-	-	-	-



COM Fabric(m) COM Leather(m2)

In1.7+Out0.65 In2.3+Out1.2



A(cm)	B(cm)	h(cm)	PCS	Weight (kg)
81	81	89.5	1	25.2

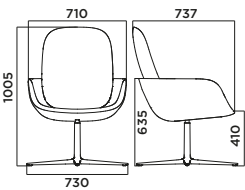
PEB 4 star high back

5025-4HBT

OXIS



BASE	UPHOLSTERY									
	A	B	C	D	E	F	G	H	I	J
Polished aluminium	-	-	-	N/A	-	-	-	-	-	-
Painted aluminium	-	-	-	N/A	-	-	-	-	-	-



COM Fabric(m) COM Leather(m2)

In1.7+Out0.8 In2.3+Out1.55



A(cm)	B(cm)	h(cm)	PCS	Weight (kg)
81	81	110.5	1	26.3

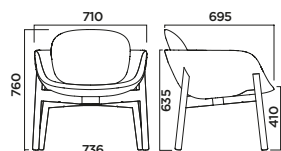
PEB wooden legs low back

5025-WLBT

CATAS



FRAME	UPHOLSTERY									
	A	B	C	D	E	F	G	H	I	J
Natural solid ash	-	-	-	N/A	-	-	-	-	-	-
Stained solid ash	-	-	-	N/A	-	-	-	-	-	-



COM Fabric(m) COM Leather(m2)

In1.7+Out0.65 In2.3+Out1.2



A(cm) B(cm) h(cm) PCS Weight (kg)

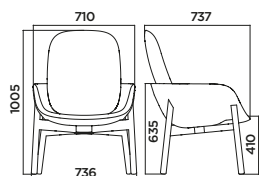
71 74 74.5 1 23.5

PEB wooden legs high back

5025-WHBT



FRAME	UPHOLSTERY									
	A	B	C	D	E	F	G	H	I	J
Natural solid ash	-	-	-	N/A	-	-	-	-	-	-
Stained solid ash	-	-	-	N/A	-	-	-	-	-	-



COM Fabric(m) COM Leather(m2)

In1.7+Out0.8 In2.3+Out1.55



A(cm) B(cm) h(cm) PCS Weight (kg)

81 81 110.5 1 27