

SHAPE

Sinuose forme ergonomiche del pannello legno riprendono il meglio della manualità del design made in Italy, ottenendo così un valore assoluto di qualità e di contemporaneità delle forme. Scrivanie e tavoli riunioni rendono unici e caratterizzanti gli ambienti manageriali_

EN_Sinuuous ergonomic shapes of the veneer panel take up the best of the manual skill of made in Italy design, thus obtaining an absolute value of quality and contemporaneity of shapes. Desks and meeting tables make managerial environments unique and distinctive_

FR_Les formes ergonomiques sinueuses du panneau en bois reprennent le meilleur de l'habileté manuelle du design made in Italy, obtenant ainsi une valeur absolue de qualité et de contemporanéité des formes. Les bureaux et les tables de réunion rendent les environnements de gestion uniques et distinctifs_


DE_Die geschwungenen, ergonomischen Formen der Holzplatte vereinen die besten handwerklichen Fähigkeiten des in Italien hergestellten Designs und erzielen so einen absoluten Wert an Qualität und Zeitgenossenschaft der Formen. Schreibtische und Besprechungstische machen Führungsumgebungen einzigartig und unverwechselbar_

ES_Las sinuosas formas ergonómicas del panel de madera toman lo mejor de la habilidad manual del diseño made in Italy, obteniendo así un valor absoluto de calidad y contemporaneidad de las formas. Los escritorios y las mesas de reuniones hacen que los entornos de gestión sean únicos y distintivos_













Piano in legno sagomato con bordo lavorato a 45° e gamba ellittica in legno massiccio_

EN_Shaped veneered top with worked edge at 45° and elliptical leg in solid wood_

FR_Plateau en bois moylé avec bord travaillé à 45° et pied elliptique en bois massif_

DE_Geformte Holzplatte mit 45° bearbeiteter Kante und elliptischem Bein aus Massivholz_

ES_Tapa de madera moldeada con borde trabajado a 45° y pata elíptica de madera maciza_



Top access con sportellino in legno in tinta con il piano e mobile di servizio con vano per canalizzazione_

EN_Top access with veneer door in the same colour as the top and service unit with cable management compartment_

FR_Top access avec porte en bois assorti au plateau et meuble de service avec compartiment pour canalisation_

DE_Top access mit Holz abnehmbar Tür in Obertonfarbe und Multifunktionelement mit Fach für Kanalisierung_

ES_Top access con puerta de madera a juego con la tapa y mueble de servicio con compartimiento para canalización_





Il colore nero abbinato alla raffinatezza del gres porcellanato Noir Desir creano un ambiente glamour_

EN_The black colour combined with the refinement of the Noir Desir porcelain tile create a glamorous environment_


FR_La couleur noir associée au raffinement du grès porcelain Noir Désir crée un environnement glamour_

DE_Die schwarz Farbe kombiniert mit der Raffinesse des Noir Desir-Fainsteinzeugs schafft eine glamouröse Umgebung_

ES_El color negro combinado con el refinamiento del gres porcelánico Noir Desir crean un ambiente glamuroso_










Tavolo riunioni con top access con sportellino in legno asportabile disponibile nella stessa finitura del piano. Elettrificazione con kit prese e canalina passacavi sottopiano_


EN_Meeting table with top access with removable veneer door available in the same finish as the top. Electrification with socket kit and undertop cable duct_

FR_Table de réunion avec top access avec porte en bois amovible disponible dans la même finition que le plateau. Électrification avec kit de prises et goulotte passe-câbles sous le plateau_




DE_Besprechungstisch mit Top Access mit Holz abnehmbar Tür erhältlich in der gleichen Ausführung wie die Tischplatte. Elektrifizierung mit Steckdosen-Set und Untertisch-Kabelkanal_

ES_Mesa de reuniones con top access con puerta de madera extraíble disponible en el mismo acabado que la encimera. Electrificación con kit de enchufes y canaleta pasacavi bajo el tapa_





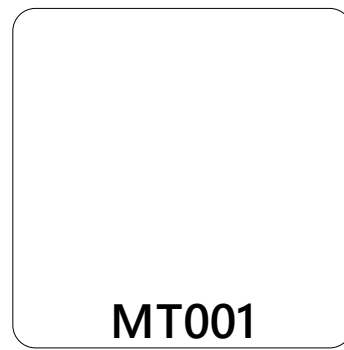




FINITURE - FINISHING - FINITIONS - FARBE - ACABADOS

METALLO

METAL / METAL / METALL / METAL



MT001

BIANCO
WHITE / BLANC
WEISS / BLANCO



MT020

NERO
BLACK / NOIR
SCHWARZ / NEGRO




MT130

TORTORA
DOVE GREY / TAUPE
TAUBENGRAU / PALOMA

MELAMINICO CARB P2

MELAMINE CARB P2 / MELAMINE CARB P2 / MELAMIN CARB P2 / MELAMINICO CARB P2



NB001

BIANCO
WHITE / BLANC
WEISS / BLANCO



NB030

NERO
BLACK / NOIR
SCHWARZ / NEGRO



NB130

TORTORA
DOVE GREY / TAUPE
TAUBENGRAU / PALOMA

LEGNO

VENEER / BOIS / HOLZ / MADERA



IL504

ROVERE NATURALE
NATURAL OAK / CHÊNE NATUREL
NATUREICHE / ROBLE NATURAL




IL510

ROVERE MORO
DARK OAK / CHÊNE FONCÉ
DUNKLE EICHE / ROBLE OSCURO



IL511

ROVERE NERO
BLACK OAK / CHÊNE NOIR
EICHE SHWARZ / ROBLE NEGRO




IL512

ROVERE TORTORA
DOVE GREY OAK / CHÊNE TAUPE
EICHE TAUBENGRAU / ROBLE PALOMA

GRES PORCELLANATO

PORCELAIN TILE / GRÈS PORCELAINÉ / FEINSTEINZEUG / GRES PORCELÁNICO



GP250

NOIR DESIR



GP255

CALACATTA

FINITURE - FINISHING - FINITIONS - FARBE - ACABADOS


LEGNO + GRES

VENEER / BOIS / HOLZ / MADERA



LG600

ROVERE NATURALE
NATURAL OAK / CHÊNE NATUREL
NATUREICHE / ROBLE NATURAL



LG601

ROVERE NATURALE
NATURAL OAK / CHÊNE NATUREL
NATUREICHE / ROBLE NATURAL



LG605

ROVERE MORO
DARK OAK / CHÊNE FONCÉ
DUNKLE EICHE / ROBLE OSCURO




LG606

ROVERE MORO
DARK OAK / CHÊNE FONCÉ
DUNKLE EICHE / ROBLE OSCURO




LG610

ROVERE NERO
BLACK OAK / CHÊNE NOIR
EICHE SHWARZ / ROBLE NEGRO




LG611

ROVERE NERO
BLACK OAK / CHÊNE NOIR
EICHE SHWARZ / ROBLE NEGRO



LG615

ROVERE TORTORA
DOVE GREY OAK / CHÊNE TAUPE
EICHE TAUBENGRAU / ROBLE PALOMA



LG616

ROVERE TORTORA
DOVE GREY OAK / CHÊNE TAUPE
EICHE TAUBENGRAU / ROBLE PALOMA




Arteco è conforme ai requisiti della norma per il Sistema di Gestione Qualità

Arteco is in compliance Quality Management System standard

CARB2

Per i nostri prodotti utilizziamo pannelli a bassa emissione di formaldeide certificati CARB P2 secondo la normativa americana

For our products we use panels with low formaldehyde emission CARB P2 certified according to american legislation



Particolare attenzione è posta alla sostenibilità ambientale usando pannelli certificati FSC®

Special attention is paid to environmental sustainability using FSC certified panels

C. A. M.
CRITERI AMBIENTALI MINIMI

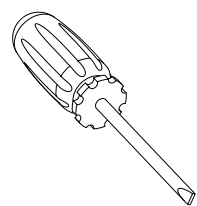
Prodotti realizzati nel rispetto dei criteri ambientali minimi

Products are made in compliance with minimal environmental criteria



Imballo in cartone riciclabile al 100% prodotto con materiale riciclato al 90%

Packing with 100% recyclable cardboard produced with 90% recycled material



Disassemblaggio rapido per favorire il riutilizzo o lo smaltimento del materiale

Quick disassembly to facilitate material reuse or waste disposal

